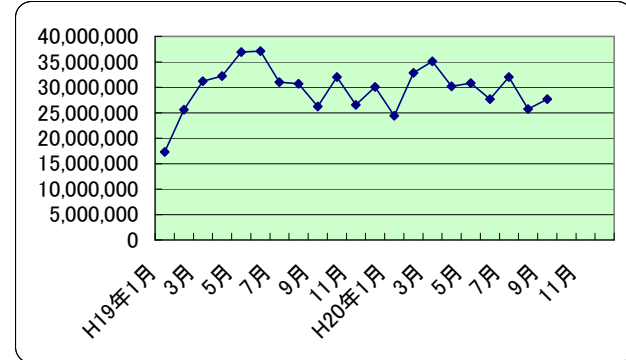
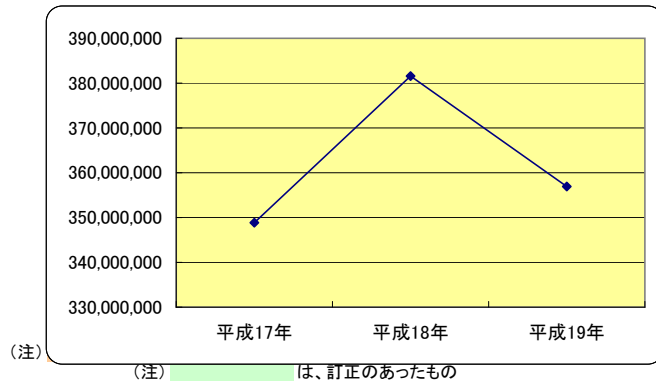


輸出入統計
(輸出)

品目番号	8207.20-200		8207.20-900		8207.30-100		8207.30-900		8480.10-000		8480.20-000		8480.30-000		8480.41-000		8480.49-000		8480.50-000		8480.60-000		8480.71-000		8480.79-000		合計	累計				
	金属の引抜き用・押出し用ダイス (作用する部分に下記のものを使用)						プレス用、型打ち用、押抜き用の工具						金属又は金属炭化物の成形用の型						ガラスの成形用型						ゴム又はプラスチックの成形用の型							
	焼結した金属炭化物又はサーメット		天然又は人造ダイヤモンド		その他の物		金属炭化物サーメット		左記以外の物		金属製造用鋳型枠		鋳型ベース		鋳型用パターン		射出式又は圧縮式		左記以外の物		ガラスの成形用型		鋳物性材料の成形用型		射出式又は圧縮式				左記以外の物			
平成17年	-	727,845	8,736,072	3,424,956	127,562,427	3,481,875	1,008,686	1,306,081	39,975,822	17,093,197	3,354,883	6,768,520	120,290,189	15,123,857	348,854,410																	
平成18年	-	702,123	8,414,634	2,483,065	145,958,377	1,850,946	970,206	1,612,512	40,737,937	23,181,757	3,050,405	7,497,588	127,959,960	17,180,996	381,600,506																	
平成19年	-	793,645	8,056,249	2,377,924	131,729,789	1,794,384	877,028	1,898,781	38,833,569	24,059,787	2,704,535	7,447,209	123,005,336	13,369,859	356,948,095																	
平成17年度	-	726,729	9,006,767	2,937,636	140,931,567	3,351,947	1,125,671	1,231,791	42,184,725	18,381,019	3,402,365	6,892,501	127,915,054	16,484,923	374,572,695																	
平成18年度	-	740,890	8,399,496	2,420,789	130,326,323	1,629,889	855,740	1,742,386	39,726,146	24,177,093	3,057,028	7,644,111	123,054,112	16,825,669	360,599,672																	
平成19年度	-	743,440	6,866,981	2,241,324	130,510,016	1,817,309	793,943	1,785,419	36,863,041	21,143,730	2,149,309	6,783,082	116,657,512	11,688,912	340,044,018																	
H19年1月	47,961	578,171	148,224	4,279,496	151,551	29,647	148,517	2,032,639	1,575,750	303,337	680,182	6,357,229	971,657	17,304,361																		
2月	57,018	816,980	146,049	7,751,378	128,305	67,692	124,480	3,070,003	2,683,753	291,657	548,317	8,695,496	1,234,388	25,615,516	42,919,877																	
3月	82,981	821,139	224,323	9,638,932	102,210	68,316	158,726	4,150,935	2,049,956	208,973	776,302	11,420,878	1,476,008	31,179,679	74,099,556																	
4月	69,443	737,449	191,299	11,125,306	165,244	174,453	217,369	3,412,015	2,004,396	369,698	634,352	11,936,992	1,153,113	32,191,129	106,290,685																	
5月	50,296	620,870	154,067	18,116,969	78,817	110,576	122,878	3,288,135	1,871,272	160,730	584,912	10,882,220	903,975	36,945,717	143,236,402																	
6月	80,197	687,552	262,233	14,402,572	109,627	35,978	138,711	2,934,363	2,342,598	306,327	545,716	14,208,567	1,073,479	37,127,920	180,364,322																	
7月	62,631	629,488	205,785	11,796,527	397,397	58,280	215,846	2,198,762	2,335,005	99,050	574,569	11,141,769	1,321,495	31,036,604	211,400,926																	
8月	50,752	616,758	152,191	12,598,564	142,036	70,764	170,448	3,130,007	2,499,205	181,856	611,907	9,451,044	1,039,796	242,116,254																		
9月	70,949	530,529	217,327	10,180,388	188,742	28,683	123,826	3,121,904	1,753,203	208,155	479,552	8,475,130	831,805	268,326,447																		
10月	67,782	580,752	212,433	13,124,090	143,920	29,227	200,978	4,052,203	1,770,991	181,461	783,452	9,791,520	1,097,233	300,362,489																		
11月	72,732	842,876	164,213	10,125,141	73,791	92,722	167,697	2,926,239	1,473,078	184,027	573,194	8,954,501	900,069	326,912,769																		
12月	80,903	593,685	299,780	8,590,426	112,744	110,690	109,305	4,516,364	1,700,580	209,264	654,754	11,689,990	1,366,841	356,948,095																		
H20年1月	56,906	437,976	141,451	7,363,550	110,003	39,868	126,188	3,273,045	1,458,231	100,755	775,597	9,473,847	1,024,235	24,381,652																		
2月	80,849	589,046	240,545	13,086,483	294,988	42,702	192,173	4,010,004	1,935,171	147,986	565,077	10,651,932	976,871	57,195,479																		
3月	59,726	646,226	177,372	15,709,168	94,685	115,006	112,935	3,004,195	1,758,411	140,487	666,043	11,532,643	1,063,195	92,275,571																		
4月	49,957	607,905	367,329	11,466,945	125,899	68,725	92,401	2,803,420	2,621,703	158,096	617,874	10,295,508	933,984	122,485,317																		
5月	71,769	564,602	378,342	11,905,811	201,821	39,808	245,377	2,430,906	1,773,152	177,680	620,474	11,461,541	974,986	153,331,586																		
6月	68,148	590,576	539,797	10,536,203	87,185	101,885	201,240	2,080,837	1,540,244	153,866	707,238	10,029,164	1,007,185	180,975,154																		
7月	56,492	548,805	220,742	12,379,860	222,450	74,484	114,284	3,290,745	2,469,781	115,997	661,035	10,563,226	1,296,650	212,989,705																		
8月	78,350	504,524	271,948	8,346,492	90,416	55,616	61,103	3,148,103	2,381,275	150,055	814,296	8,723,796	1,073,580	238,689,259																		
9月	70,190	446,533	159,340	12,580,794	38,839	48,265	76,378	2,567,358	1,993,824	181,338	726,861	7,868,755	885,963	266,333,697																		
10月																																
11月																																
12月																																

(出所: 日本貿易月表)



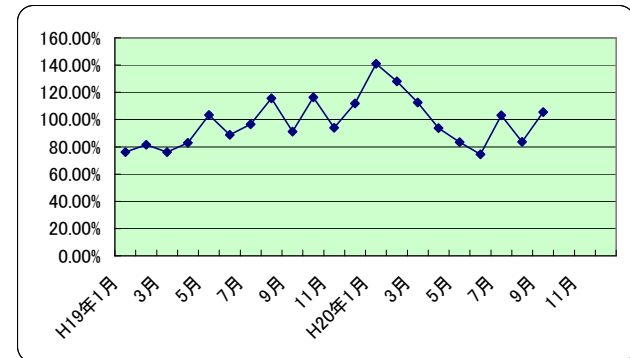
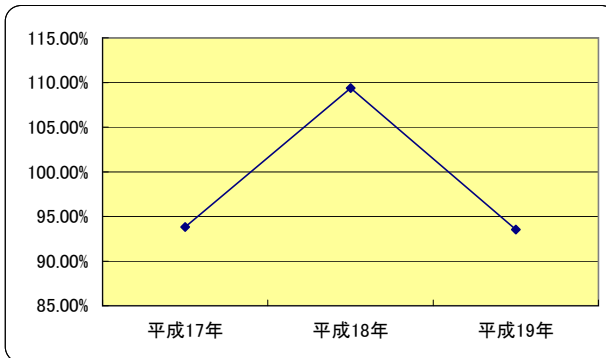
輸出入統計

(輸出)

(単位: %)

	金属の引抜き用・押出し用ダイス (作用する部分に下記のものを使用)			プレス用、型打ち用、押抜き用の工具		金属鑄造用鑄型枠	鑄型ベース	鑄型用パターン	金属又は金属炭化物の成形用の型		ガラスの成形用型	鋳物性材料の成形用型	ゴム又はプラスチックの成形用の型		合計
	焼結した金属炭化物又はサーメット	天然又は人造ダイヤモンド	その他の物	金属炭化物サーメット	左記以外の物				射出式又は圧縮式	左記以外の物			射出式又は圧縮式	左記以外の物	
平成17年	-	92.16%	93.74%	90.98%	89.61%	135.11%	177.70%	95.78%	101.53%	113.95%	96.87%	101.41%	92.00%	95.04%	93.80%
平成18年	-	96.47%	96.32%	72.50%	114.42%	53.16%	96.19%	123.46%	101.91%	135.62%	90.92%	110.77%	106.38%	113.60%	109.39%
平成19年		113.04%	95.74%	95.77%	90.25%	96.94%	90.40%	117.75%	95.33%	103.79%	88.66%	99.33%	96.13%	77.82%	93.54%
平成17年度	-	96.06%	93.16%	71.29%	106.84%	123.38%	180.86%	90.20%	112.16%	129.92%	99.23%	102.88%	107.08%	112.49%	107.90%
平成18年度	-	101.95%	93.26%	82.41%	92.47%	48.63%	76.02%	141.45%	94.17%	131.53%	89.85%	110.90%	96.20%	102.07%	96.27%
平成19年度	-	100.34%	81.75%	92.59%	100.14%	111.50%	92.78%	102.47%	92.79%	87.45%	70.31%	88.74%	94.80%	69.47%	94.30%
H19年1月		112.07%	120.38%	80.99%	49.64%	130.44%	111.25%	291.61%	104.99%	103.10%	96.61%	122.81%	79.26%	110.97%	76.07%
2月		102.15%	95.05%	59.87%	61.37%	94.58%	34.89%	140.11%	97.02%	179.74%	136.33%	75.61%	84.25%	94.69%	81.49%
3月		164.06%	92.10%	145.75%	60.06%	29.10%	114.90%	97.93%	80.36%	89.41%	77.56%	134.02%	87.61%	79.43%	76.20%
4月		129.91%	87.52%	96.36%	72.31%	121.71%	723.21%	92.68%	100.00%	53.31%	126.00%	92.40%	97.17%	78.39%	83.00%
5月		86.68%	112.59%	101.15%	130.80%	241.02%	162.90%	68.03%	75.37%	97.06%	63.71%	85.41%	87.57%	74.28%	103.30%
6月		131.18%	99.60%	109.69%	74.77%	70.20%	77.67%	203.08%	74.28%	118.96%	114.08%	96.28%	109.84%	67.08%	88.79%
7月		101.93%	69.40%	109.02%	90.88%	160.44%	281.55%	113.63%	82.74%	135.43%	37.55%	75.12%	103.48%	96.16%	96.54%
8月		56.35%	102.41%	87.52%	133.69%	156.09%	146.57%	199.68%	100.54%	156.18%	84.50%	90.53%	104.62%	73.70%	115.63%
9月		144.49%	76.23%	72.88%	92.31%	85.69%	10.41%	86.95%	92.70%	113.16%	82.45%	103.93%	94.53%	58.81%	91.26%
10月		116.20%	84.92%	144.94%	132.84%	82.12%	56.44%	173.26%	124.68%	90.68%	58.76%	114.62%	110.33%	82.02%	116.41%
11月		141.80%	143.71%	75.52%	114.28%	85.34%	198.20%	182.24%	79.85%	103.98%	96.58%	105.15%	83.56%	50.49%	93.96%
12月		115.45%	95.24%	103.97%	108.47%	109.98%	101.75%	54.26%	166.68%	85.98%	100.57%	114.81%	110.62%	89.02%	111.72%
H20年1月		118.65%	75.75%	95.43%	172.07%	72.58%	134.48%	84.97%	161.02%	92.54%	33.22%	114.03%	149.02%	105.41%	140.90%
2月		141.80%	72.10%	164.70%	168.83%	229.91%	63.08%	154.38%	130.62%	72.11%	50.74%	103.06%	122.50%	79.14%	128.10%
3月		71.98%	78.70%	79.07%	162.98%	92.64%	168.34%	71.15%	72.37%	85.78%	67.23%	85.80%	100.98%	72.03%	112.51%
4月		71.94%	82.43%	192.02%	103.07%	76.19%	39.39%	42.51%	82.16%	130.80%	42.76%	97.40%	86.25%	81.00%	93.84%
5月		142.69%	90.94%	245.57%	65.72%	256.06%	36.00%	199.69%	73.93%	94.76%	110.55%	106.08%	105.32%	107.86%	83.49%
6月		84.98%	85.90%	205.85%	73.16%	79.53%	283.19%	145.08%	70.91%	65.75%	50.23%	129.60%	70.59%	93.82%	74.45%
7月		90.20%	87.18%	107.27%	104.94%	55.98%	127.80%	52.95%	149.66%	105.77%	117.11%	115.05%	94.81%	98.12%	103.15%
8月		154.38%	81.80%	178.69%	66.25%	63.66%	78.59%	35.85%	100.58%	95.28%	82.51%	133.08%	92.31%	103.25%	83.67%
9月		98.93%	84.17%	73.32%	123.58%	20.58%	168.27%	61.68%	82.24%	113.72%	87.12%	151.57%	92.85%	106.51%	105.47%
10月															
11月															
12月															

(出所: 日本貿易月表)



(注) は、訂正のあったもの