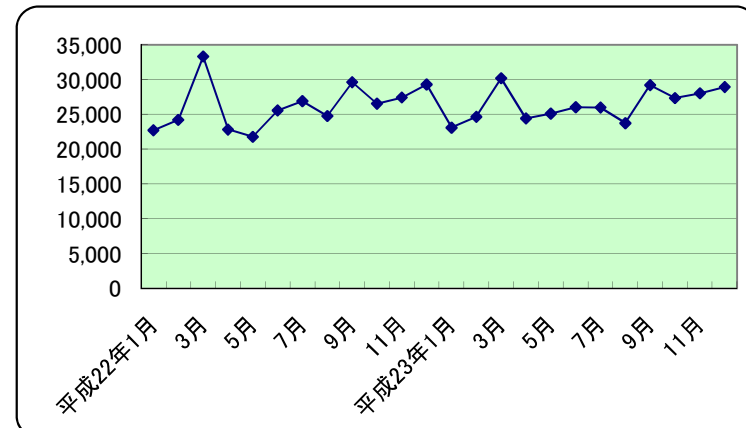
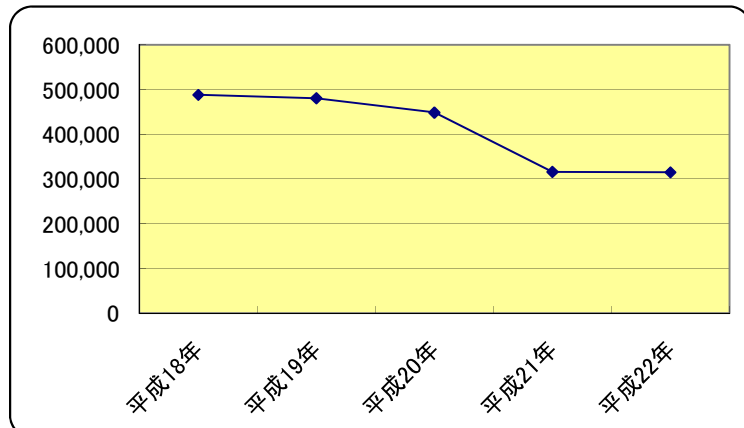


# 金型生産実績(金額)

「機械統計」出所:経済産業省

注)右欄は内製分(単位:百万円)

	プレス型		鍛造型		鋳造型		ダイカスト型		プラスチック型		ガラス型		ゴム型		粉末冶金型		合計		累計	
平成18年	190,951	52,699	21,110	11,923	15,100	3,369	52,716	13,107	182,098	39,526	5,464		12,575	2,990	7,942	692	487,955	124,305		
平成19年	194,496	61,991	20,548	12,008	13,627	3,386	48,343	11,541	179,094	40,668	4,531		11,993	3,243	7,790	619	480,421	133,455		
平成20年	174,697	47,480	20,382	12,061	12,939	2,345	47,426	11,519	170,080	38,448	4,112		11,080	2,678	7,582	799	448,298	115,331		
平成21年	137,991	39,672	12,315	6,774	7,452	1,751	24,759	7,147	118,552	35,311	3,742	113	6,550	1,995	4,560	568	315,921	93,329		
平成22年	125,288	36,382	17,363	9,351	7,200	1,648	29,856	7,775	119,663	30,264	3,933	33	5,928	1,689	5,617	585	314,851	87,727		
平成20年度	168,005	46,689	17,566	10,138	12,318	2,168	43,137	11,317	160,698	37,084	4,043		10,095	2,603	6,708	786	422,570	110,785	H20.4/1-H21.3/31	
平成21年度	130,514	37,009	13,942	7,758	6,746	1,894	23,436	6,221	113,088	34,091	3,796	144	6,213	1,839	4,782	581	302,516	89,537	H21.4/1-H22.3/31	
平成22年度	122,519	35,685	17,448	9,214	7,168	1,303	31,645	8,308	118,255	29,219	3,877	2	5,620	1,513	6,014	600	312,547	85,841	H22.4/1-H23.3/31	
平成22年1月	9,366	2,958	1,300	694	512	137	2,015	520	8,338	2,145	277	30	517	179	384	42	22,708	6,705		
2月	8,897	2,316	1,423	817	608	154	2,116	688	9,857	2,846	371	1	548	173	377	48	24,198	7,043	46,906	13,748
3月	14,159	2,948	1,595	935	947	459	3,349	1,158	11,899	3,300	337	0	544	169	475	59	33,306	9,028	80,212	22,776
4月	8,294	2,544	1,253	620	584	72	1,956	388	9,500	2,320	331	1	463	117	431	54	22,813	6,114	103,025	28,890
5月	8,364	2,053	1,264	647	453	105	2,108	466	8,404	1,408	318		422	85	435	44	21,768	4,809	124,793	33,699
6月	9,774	2,935	1,434	758	466	78	2,450	608	10,092	2,460	321		517	138	496	48	25,550	7,024	150,343	40,723
7月	11,295	3,593	1,522	798	516	87	2,528	682	9,700	2,082	352	1	471	146	518	49	26,901	7,439	177,244	48,162
8月	9,414	2,507	1,346	695	368	53	2,367	571	10,023	2,383	335		442	146	451	39	24,747	6,393	201,991	54,555
9月	13,589	4,855	1,546	829	630	185	2,849	853	9,716	2,698	360	0	496	145	433	61	29,619	9,626	231,610	64,181
10月	10,025	3,335	1,589	844	913	162	2,742	739	9,861	2,476	299		496	128	613	57	26,539	7,739	258,149	71,920
11月	10,975	3,454	1,539	841	548	47	2,599	580	10,418	2,914	329	0	496	130	518	44	27,421	8,011	285,570	79,931
12月	11,136	2,884	1,553	873	654	109	2,779	523	11,855	3,232	302		516	134	485	42	29,280	7,797	314,850	87,728
平成23年1月	8,129	1,963	1,477	793	614	194	2,551	750	9,152	2,469	269		414	131	478	48	23,084	6,348		
2月	8,596	2,487	1,534	843	617	153	3,095	957	9,501	2,465	316		381	67	607	50	24,647	7,022	47,731	13,370
3月	12,928	3,075	1,391	673	805	58	3,621	1,191	10,033	2,312	345		506	146	549	64	30,178	7,519	77,909	20,889
4月	9,153	1,659	1,382	758	774	123	2,536	738	9,256	2,342	328		432	119	547	62	24,407	5,801	102,316	26,690
5月	9,381	2,256	1,321	754	572	105	2,484	603	9,997	3,070	314		425	111	602	55	25,097	6,953	127,413	33,643
6月	10,060	2,163	1,373	792	595	127	2,521	559	10,187	2,611	320		481	97	471	43	26,008	6,391	153,421	40,034
7月	9,647	2,569	1,537	926	534	141	2,733	793	10,023	2,281	327		538	143	646	42	25,985	6,895	179,406	46,929
8月	9,341	1,615	1,500	829	460	88	2,637	686	8,533	2,159	278		465	146	518	52	23,730	5,575	203,136	52,504
9月	13,116	4,102	1,530	878	572	74	2,904	945	9,666	2,688	336		581	161	492	45	29,197	8,892	232,333	61,396
10月	11,666	3,124	1,667	985	1,056	315	2,765	570	8,716	2,192	319		521	127	625	121	27,333	7,435	259,666	68,831
11月	11,423	2,544	1,706	945	644	167	3,257	918	9,455	2,911	376		517	112	637	60	28,014	7,656	287,680	76,487
12月	10,718	2,480	1,717	965	866	166	3,275	925	11,037	3,106	314		532	117	473	48	28,931	7,807	316,610	84,292



(注) 平成23年度版「機械統計年報」により訂正のあったもの

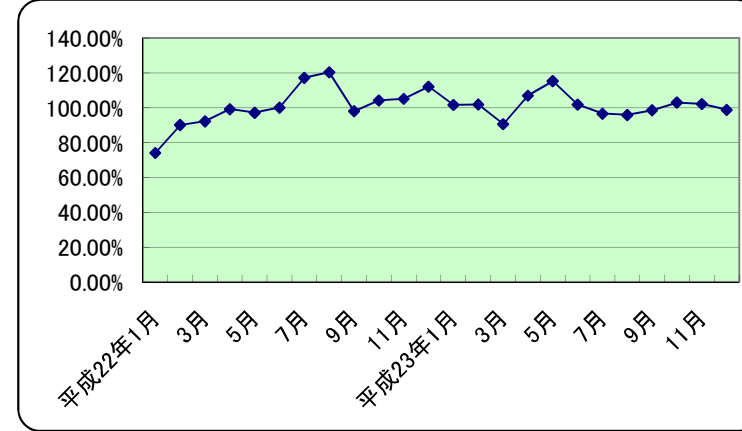
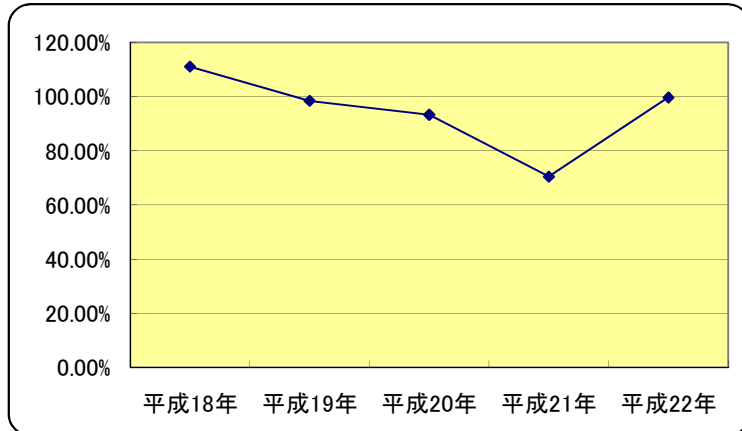
社団法人 日本金型工業会

# 金型生産実績（金額）

「機械統計」（対前年同月比）

注）右欄は内製分（単位：%）

	プレス型		鍛造型		鋳造型		ダイカスト型		プラスチック型		ガラス型		ゴム型		粉末冶金型		合計	
平成18年	109.22%	127.10%	119.48%	108.94%	111.20%	101.26%	137.04%	116.23%	108.33%	124.63%	90.52%	-	98.79%	102.82%	100.98%	72.38%	111.08%	121.17%
平成19年	101.86%	117.63%	97.34%	100.71%	90.25%	100.50%	91.70%	88.05%	98.35%	102.89%	82.92%	-	95.37%	108.46%	98.09%	89.45%	98.46%	107.36%
平成20年	89.82%	76.59%	99.19%	100.44%	94.95%	69.26%	98.10%	99.81%	94.97%	94.54%	90.75%	-	92.39%	82.58%	97.33%	129.08%	93.31%	86.42%
平成21年	78.99%	83.56%	60.42%	56.16%	57.59%	74.67%	52.21%	62.05%	69.70%	91.84%	91.00%	-	59.12%	74.50%	60.14%	71.09%	70.47%	80.92%
平成22年	90.79%	91.71%	140.99%	138.04%	96.62%	94.12%	120.59%	108.79%	100.94%	85.71%	105.10%	29.20%	90.50%	84.66%	123.18%	102.99%	99.66%	94.00%
平成20年度	86.68%	77.78%	84.97%	82.93%	93.34%	80.81%	88.88%	101.28%	90.01%	89.38%	92.94%	-	84.71%	82.69%	85.57%	126.98%	88.25%	84.33%
平成21年度	77.68%	79.27%	79.37%	76.52%	54.77%	87.36%	54.33%	54.97%	70.37%	91.93%	93.89%	-	61.55%	70.65%	71.29%	73.92%	71.59%	80.82%
平成22年度	93.87%	96.42%	125.15%	118.77%	106.26%	68.80%	135.03%	133.55%	104.57%	85.71%	102.13%	-	90.46%	82.27%	125.76%	103.27%	103.32%	95.87%
平成22年1月	74.94%	122.94%	123.93%	129.24%	52.09%	72.49%	75.92%	80.50%	68.81%	70.03%	98.93%	-	74.07%	60.68%	101.86%	84.00%	74.07%	93.29%
2月	88.02%	98.68%	173.75%	183.60%	78.65%	87.50%	77.03%	76.53%	88.73%	110.70%	120.06%	-	80.59%	81.22%	125.67%	111.63%	90.13%	105.23%
3月	81.88%	48.08%	194.04%	194.79%	93.21%	189.67%	98.47%	66.32%	96.48%	85.12%	98.54%	-	95.94%	100.60%	140.53%	134.09%	92.23%	71.15%
4月	89.79%	60.96%	156.63%	137.47%	89.85%	34.12%	153.17%	137.10%	95.23%	57.10%	105.41%	-	97.27%	90.70%	158.46%	207.69%	99.18%	65.48%
5月	84.17%	67.49%	151.02%	138.25%	144.73%	328.13%	132.75%	100.43%	97.14%	49.21%	125.20%	-	80.38%	50.90%	146.46%	88.00%	97.17%	67.89%
6月	84.51%	97.57%	141.70%	131.14%	112.02%	288.89%	133.01%	149.02%	107.51%	81.19%	103.55%	-	82.59%	75.41%	135.89%	109.09%	100.11%	96.51%
7月	111.95%	98.14%	145.51%	137.35%	71.77%	62.14%	144.21%	144.19%	120.33%	86.21%	116.94%	-	79.43%	81.11%	134.20%	98.00%	117.23%	99.19%
8月	112.33%	96.68%	136.37%	126.13%	79.31%	34.87%	146.65%	166.47%	128.60%	105.44%	118.37%	-	81.25%	80.66%	91.48%	86.67%	120.37%	104.39%
9月	89.78%	112.65%	130.13%	131.38%	165.79%	183.17%	166.51%	212.72%	92.14%	85.24%	113.56%	-	106.67%	138.10%	92.13%	95.31%	98.04%	109.69%
10月	92.35%	131.92%	131.43%	126.73%	217.90%	167.01%	148.70%	165.32%	99.62%	93.58%	86.67%	-	108.77%	100.79%	139.32%	132.56%	104.21%	117.40%
11月	94.23%	193.18%	123.52%	120.14%	84.18%	24.10%	123.64%	127.47%	113.24%	111.95%	92.68%	-	102.48%	92.20%	131.47%	86.27%	105.15%	134.10%
12月	99.05%	78.26%	119.37%	127.26%	97.90%	57.37%	124.84%	90.02%	125.05%	117.27%	90.96%	-	118.35%	127.62%	113.32%	71.19%	112.12%	96.31%
平成23年1月	86.79%	66.36%	113.62%	114.27%	119.92%	141.61%	126.60%	144.23%	109.76%	115.10%	97.11%	-	80.08%	73.18%	124.48%	114.29%	101.66%	94.68%
2月	96.62%	107.38%	107.80%	103.18%	101.48%	99.35%	146.27%	139.10%	96.39%	86.61%	85.18%	-	69.53%	38.73%	161.01%	104.17%	101.86%	99.70%
3月	91.31%	104.31%	87.21%	71.98%	85.01%	12.64%	108.12%	102.85%	84.32%	70.06%	102.37%	-	93.01%	86.39%	115.58%	108.47%	90.61%	83.29%
4月	110.36%	65.21%	110.30%	122.26%	132.53%	170.83%	129.65%	190.21%	97.43%	100.95%	99.09%	-	93.30%	101.71%	126.91%	114.81%	106.99%	94.88%
5月	112.16%	109.89%	104.51%	116.54%	126.27%	100.00%	117.84%	129.40%	118.96%	218.04%	98.74%	-	100.71%	130.59%	138.39%	125.00%	115.29%	144.58%
6月	102.93%	73.70%	95.75%	104.49%	127.68%	162.82%	102.90%	91.94%	100.94%	106.14%	99.69%	-	93.04%	70.29%	94.96%	89.58%	101.79%	90.99%
7月	85.41%	71.50%	100.99%	116.04%	103.49%	162.07%	108.11%	116.28%	103.33%	109.56%	92.90%	-	114.23%	97.95%	124.71%	85.71%	96.59%	92.69%
8月	99.22%	64.42%	111.44%	119.28%	125.00%	166.04%	111.41%	120.14%	85.13%	90.60%	82.99%	-	105.20%	100.00%	114.86%	133.33%	95.89%	87.20%
9月	96.52%	84.49%	98.97%	105.91%	90.79%	40.00%	101.93%	110.79%	99.49%	99.63%	93.33%	-	117.14%	111.03%	113.63%	73.77%	98.58%	92.37%
10月	116.37%	93.67%	104.91%	116.71%	115.66%	194.44%	100.84%	77.13%	88.39%	88.53%	106.69%	-	105.04%	99.22%	101.96%	212.28%	102.99%	96.07%
11月	104.08%	73.65%	110.85%	112.37%	117.52%	355.32%	125.32%	158.28%	90.76%	99.90%	114.29%	-	104.23%	86.15%	122.97%	136.36%	102.16%	95.57%
12月	96.25%	85.99%	110.56%	110.54%	132.42%	152.29%	117.85%	176.86%	93.10%	96.10%	103.97%	-	103.10%	87.31%	97.53%	114.29%	98.81%	100.13%



（注）は、平成23年度版「機械統計年報」により訂正のあったもの