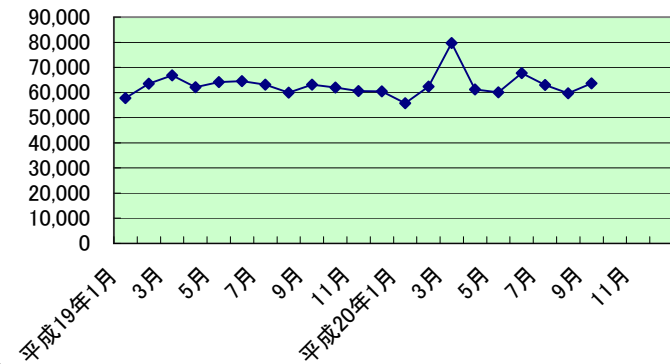
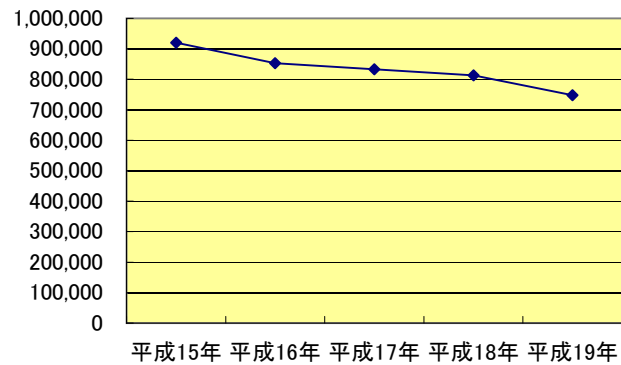


金型生産実績(数量)

「機械統計」出所:経済産業省

注)右欄は内製分(単位:組)

	プレス型		鍛造型		鑄造型		ダイカスト型		プラスチック型		ガラス型		ゴム型		粉末冶金型		合計	累計	
平成15年	199,582	52,606	126,146	34,799	5,273	1,314	8,885	1,459	74,754	7,558	406,404	14,802	1,472	83,821	7,840	919,667	107,048		
平成16年	191,064	47,449	118,726	33,779	5,136	1,275	8,901	1,378	64,556	7,858	387,020	12,511	1,468	65,187	7,272	853,101	100,479		
平成17年	178,311	48,064	131,233	38,946	6,301	1,038	9,725	1,415	54,213	7,774	371,311	12,719	1,443	69,655	7,732	833,468	106,412		
平成18年	170,325	50,573	147,698	44,571	7,880	1,163	12,086	1,975	53,685	8,589	336,950	13,077	1,437	71,575	7,301	813,276	115,609		
平成19年	152,141	41,814	139,582	40,042	7,615	1,852	11,459	2,008	50,443	8,241	302,878	-	13,171	1,502	70,930	6,328	748,219	101,787	
平成17年度	178,012	49,044	135,430	39,412	6,971	1,066	10,467	1,576	53,156	7,975	358,370	12,680	1,463	70,713	7,554	825,799	108,090	H17.4/1-H18.3/31	
平成18年度	164,599	48,713	147,460	45,393	7,410	1,172	11,843	1,998	52,157	8,457	323,464	13,193	1,483	70,810	7,247	790,879	114,463	H18.4/1-H19.3/31	
平成19年度	152,141	41,814	139,582	40,042	7,615	1,852	11,459	2,008	50,443	8,241	302,878	-	13,171	1,502	70,930	6,328	758,071	101,750	H19.4/1-H20.3/31
平成19年1月	12,462	3,335	11,253	3,412	518	73	832	146	4,130	699	22,505	-	1,021	145	5,020	549	57,741	8,359	
2月	12,854	3,393	12,004	3,577	565	142	981	167	4,197	574	26,199	-	1,069	110	5,617	530	63,486	8,493	121,227
3月	14,483	3,710	11,769	3,773	601	100	1,083	262	4,770	874	26,386	-	1,200	155	6,544	672	66,836	9,546	188,063
4月	12,444	3,520	11,502	3,362	1,309	869	924	128	4,133	625	24,792	-	1,121	129	5,944	567	62,169	9,200	250,232
5月	13,318	3,387	11,881	3,436	475	82	928	134	4,071	691	26,090	-	992	98	6,450	611	64,205	8,439	314,437
6月	13,601	3,765	12,230	3,495	501	65	977	175	4,128	660	25,365	-	1,142	121	6,616	502	64,560	8,783	378,997
7月	12,668	3,334	11,243	3,536	506	52	932	152	4,080	681	27,175	-	1,171	161	5,387	523	63,162	8,439	442,159
8月	11,426	3,171	10,614	2,801	581	152	924	145	4,633	677	24,866	-	1,045	137	5,889	430	59,978	7,513	502,137
9月	11,676	3,361	11,377	2,853	614	74	1,046	205	4,108	754	27,583	-	1,070	115	5,613	494	63,087	7,856	565,224
10月	12,956	3,781	12,708	3,189	581	85	951	171	3,977	635	23,603	-	1,160	109	6,099	538	62,035	8,508	627,259
11月	12,216	3,504	11,966	3,420	726	96	961	164	3,841	665	23,510	-	1,045	113	6,281	480	60,546	8,442	687,805
12月	12,037	3,553	11,035	3,188	638	62	920	159	4,375	706	24,804	-	1,135	109	5,470	432	60,414	8,209	748,219
平成20年1月	11,585	3,396	11,486	3,188	518	71	892	166	3,925	548	21,120	-	1,021	97	5,259	459	55,806	7,925	
2月	12,337	3,469	11,398	3,648	639	78	889	150	4,636	741	24,960	-	1,130	104	6,447	763	62,436	8,953	118,242
3月	14,514	3,513	25,623	3,755	678	84	1,000	220	4,719	853	25,769	-	1,168	140	6,202	918	79,673	9,483	197,915
4月	13,019	3,550	9,512	2,606	614	86	877	90	3,947	530	26,185	-	1,101	108	6,008	843	61,263	7,813	259,178
5月	12,664	3,744	11,048	3,345	568	95	870	123	3,834	608	23,035	-	1,029	115	6,978	1,546	60,026	9,576	319,204
6月	14,364	3,633	12,259	3,716	617	66	864	156	3,843	671	27,870	-	1,063	86	6,808	1,577	67,688	9,905	386,892
7月	12,189	3,584	11,738	3,729	579	80	832	118	3,809	654	25,282	-	1,103	94	7,498	1,613	63,030	9,872	449,922
8月	11,214	2,840	11,392	2,820	634	96	758	92	3,820	614	24,272	-	880	88	6,794	1,295	59,764	7,845	509,686
9月	13,449	3,421	12,608	3,332	658	91	806	141	3,946	666	24,551	-	930	91	6,640	1,395	63,588	9,137	573,274
10月																			
11月																			
12月																			



(注) は、平成19年度版「機械統計年報」(平成20年6月30日発行)により訂正のあったもの

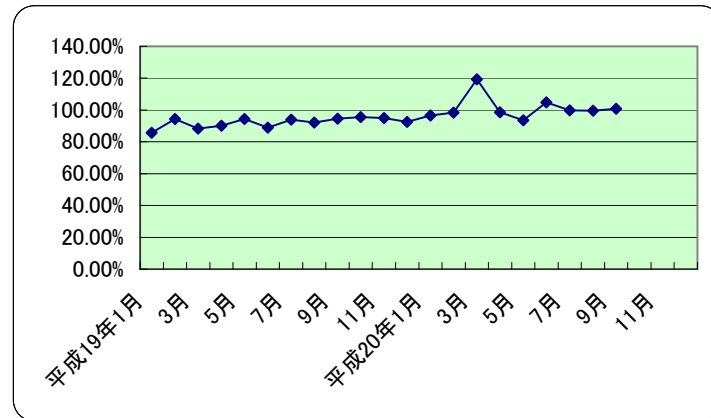
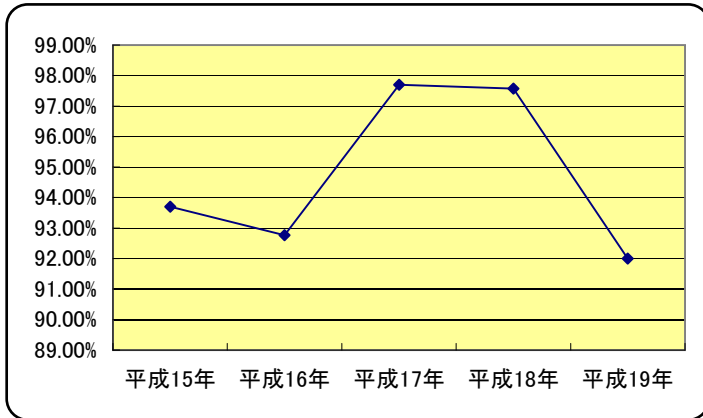
社団法人 日本金型工業会

金型生産実績（数量）

「機械統計」（対前年比）

注）右欄は内製分（単位：％）

	プレス型		鍛造型		鋳造型		ダイカスト型		プラスチック型		ガラス型		ゴム型		粉末冶金型		合計	
平成15年	99.12%	96.65%	112.89%	104.91%	104.63%	99.92%	108.17%	81.51%	64.58%	93.97%	94.53%	-	69.99%	117.57%	94.90%	101.88%	93.70%	99.40%
平成16年	95.73%	90.20%	94.12%	97.07%	97.40%	97.03%	100.18%	94.45%	86.36%	103.97%	95.23%	0.00%	84.52%	99.73%	77.77%	92.76%	92.76%	93.86%
平成17年	93.33%	101.30%	110.53%	115.30%	122.68%	81.41%	109.26%	102.69%	83.98%	98.93%	95.94%	-	101.66%	98.30%	106.85%	106.33%	97.70%	105.90%
平成18年	95.52%	105.22%	112.55%	114.44%	125.06%	112.04%	124.28%	139.58%	99.03%	110.48%	90.75%	-	102.81%	99.58%	102.76%	94.43%	97.58%	108.64%
平成19年	89.32%	82.68%	94.51%	89.84%	96.64%	159.24%	94.81%	101.67%	93.96%	95.95%	89.89%	-	100.72%	104.52%	99.10%	86.67%	92.00%	88.04%
平成17年度	93.32%	103.03%	113.37%	113.57%	128.38%	82.97%	116.47%	120.93%	87.60%	100.70%	90.96%	-	102.32%	101.95%	106.34%	101.60%	96.22%	96.22%
平成18年度	92.43%	99.22%	108.82%	115.18%	106.76%	109.94%	113.37%	126.78%	98.05%	105.47%	90.27%	-	104.41%	101.37%	100.13%	95.88%	95.77%	95.77%
平成19年度	92.43%	85.84%	94.66%	88.21%	102.77%	158.02%	96.76%	100.50%	96.71%	97.45%	93.64%	-	99.83%	101.28%	100.17%	87.32%	95.85%	88.89%
平成19年1月	89.42%	99.34%	97.85%	99.80%	87.80%	96.05%	90.14%	90.68%	84.51%	86.94%	78.82%	-	103.76%	121.85%	83.96%	98.39%	85.73%	98.41%
2月	88.44%	75.62%	112.65%	119.83%	69.84%	167.06%	96.56%	109.87%	95.32%	81.77%	90.11%	-	101.23%	103.77%	96.93%	94.81%	94.27%	93.58%
3月	84.92%	83.30%	89.78%	106.70%	79.60%	68.97%	90.25%	109.62%	89.41%	113.07%	85.26%	-	105.82%	111.51%	106.03%	97.67%	88.28%	95.71%
4月	85.80%	84.03%	99.44%	93.99%	240.63%	1609.26%	94.58%	115.32%	94.53%	100.64%	81.32%	-	105.95%	127.72%	107.90%	79.75%	90.08%	98.25%
5月	92.46%	76.89%	85.51%	96.98%	73.76%	132.26%	95.28%	100.75%	92.88%	114.78%	98.24%	-	111.34%	96.08%	101.14%	108.53%	94.25%	89.68%
6月	91.21%	80.11%	96.71%	84.03%	74.89%	50.00%	104.49%	149.57%	88.47%	88.00%	81.94%	-	100.71%	104.31%	97.94%	76.52%	88.84%	82.64%
7月	87.51%	71.58%	88.93%	93.45%	77.73%	59.09%	91.46%	86.86%	98.62%	108.79%	99.34%	-	99.57%	131.97%	93.09%	81.34%	93.93%	83.59%
8月	86.68%	86.85%	84.95%	83.31%	102.11%	197.40%	99.78%	97.32%	104.30%	98.83%	94.43%	-	92.72%	108.73%	96.53%	74.14%	92.03%	87.06%
9月	81.75%	70.91%	93.48%	78.68%	97.93%	64.91%	101.06%	103.54%	90.11%	98.56%	101.27%	-	96.40%	91.27%	99.29%	90.15%	94.62%	77.65%
10月	100.97%	93.17%	89.90%	60.10%	73.73%	47.22%	90.57%	91.44%	97.17%	85.93%	95.96%	-	97.64%	81.34%	97.01%	79.35%	95.48%	75.41%
11月	99.76%	91.87%	101.98%	94.42%	119.60%	98.97%	94.96%	96.47%	92.22%	89.38%	86.47%	-	93.81%	83.09%	111.33%	74.77%	95.03%	91.51%
12月	86.21%	87.51%	98.98%	87.29%	101.75%	112.73%	90.28%	86.89%	103.11%	90.75%	89.67%	-	102.71%	99.09%	99.13%	90.95%	92.54%	88.15%
平成20年1月	92.96%	101.83%	102.07%	93.43%	100.00%	97.26%	107.21%	113.70%	95.04%	78.40%	93.85%	-	100.00%	66.90%	104.76%	83.61%	96.65%	94.81%
2月	95.98%	102.24%	94.95%	101.98%	113.10%	54.93%	90.62%	89.82%	110.46%	129.09%	95.27%	-	105.71%	94.55%	114.78%	143.96%	98.35%	105.42%
3月	100.21%	94.69%	217.72%	99.52%	112.81%	84.00%	92.34%	83.97%	98.93%	97.60%	97.66%	-	97.33%	90.32%	94.77%	136.61%	119.21%	99.34%
4月	104.62%	100.85%	82.70%	77.51%	46.91%	9.90%	94.91%	70.31%	95.50%	84.80%	105.62%	-	98.22%	83.72%	101.08%	148.68%	98.54%	84.92%
5月	95.09%	110.54%	92.99%	97.35%	119.58%	115.85%	93.75%	91.79%	94.18%	87.99%	88.29%	-	103.73%	117.35%	108.19%	253.03%	93.49%	113.47%
6月	105.61%	96.49%	100.24%	106.32%	123.15%	101.54%	88.43%	89.14%	93.10%	101.67%	109.88%	-	93.08%	71.07%	102.90%	314.14%	104.85%	112.77%
7月	96.22%	107.50%	104.40%	105.46%	114.43%	153.85%	89.27%	77.63%	93.36%	96.04%	93.03%	-	94.19%	58.39%	139.19%	308.41%	99.79%	116.98%
8月	98.14%	89.56%	107.33%	100.68%	109.12%	63.16%	82.03%	63.45%	82.45%	90.69%	97.61%	-	84.21%	64.23%	115.37%	301.16%	99.64%	104.42%
9月	115.18%	101.79%	110.82%	116.79%	107.17%	122.97%	77.06%	68.78%	96.06%	88.33%	89.01%	-	86.92%	79.13%	118.30%	282.39%	100.79%	116.31%
10月												-						
11月												-						
12月												-						



（注） は、平成19年度版「機械統計年報」（平成20年6月30日発行）により訂正のあったもの