

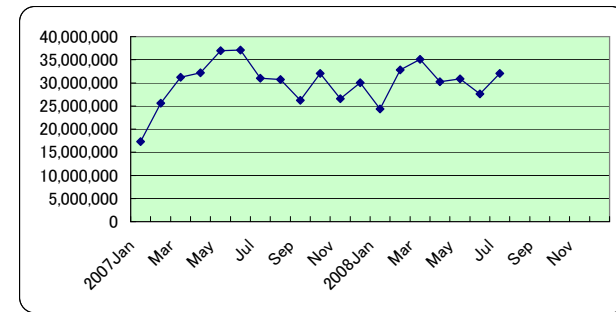
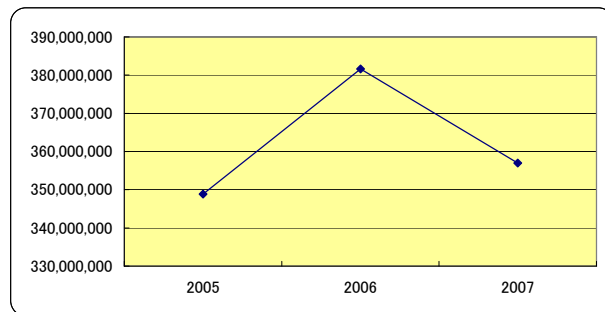
## Statistical data of export and import

### (Export)

(Unit: 1000 yen)

|         | Dies for drawing or extruding metal<br>(The following are used) |                                  |           | Tools for pressing,<br>stamping or punching |                                    | Moulding boxes<br>for metal foundry | Mould bases | Moulding patterns | Moulds for metal or metal carbides   |                                    | Moulds for glass | Moulds for<br>mineral mineral<br>materials | Moulds for rubber or plastics        |                                    | Total       | Sum total   |
|---------|---|----------------------------------|-----------|---|------------------------------------|-------------------------------------|-------------|-------------------|--------------------------------------|------------------------------------|------------------|--|--------------------------------------|------------------------------------|-------------|-------------|
|         | Sintered metal<br>carbide or<br>cermets                         | Natural or man-<br>made diamonds | n.e.s.    | Metal carbide<br>cermets                    | Things other than<br>the following |                                     |             |                   | Injection or<br>compression<br>types | Things other than<br>the following |                  |  | Injection or<br>compression<br>types | Things other than<br>the following |             |             |
|         |   |                                  |           |   |                                    |                                     |             |                   |                                      |                                    |                  |  |                                      |                                    |             |             |
| 2005    | -   | 727,845                          | 8,736,072 | 3,424,956                                   | 127,562,427                        | 3,481,875                           | 1,008,686   | 1,306,081         | 39,975,822                           | 17,093,197                         | 3,354,883        | 6,768,520                                  | 120,290,189                          | 15,123,857                         | 348,854,410 |             |
| 2006    | -   | 702,123                          | 8,414,634 | 2,483,065                                   | 145,958,377                        | 1,850,946                           | 970,206     | 1,612,512         | 40,737,937                           | 23,181,757                         | 3,050,405        | 7,497,588                                  | 127,959,960                          | 17,180,996                         | 381,600,506 |             |
| 2007    | -   | 793,645                          | 8,056,249 | 2,377,924                                   | 131,729,789                        | 1,794,384                           | 877,028     | 1,898,781         | 38,833,569                           | 24,059,787                         | 2,704,535        | 7,447,209                                  | 123,005,336                          | 13,369,859                         | 356,948,095 |             |
| 2005    | -   | 726,729                          | 9,006,767 | 2,937,636                                   | 140,931,567                        | 3,351,947                           | 1,125,671   | 1,231,791         | 42,184,725                           | 18,381,019                         | 3,402,365        | 6,892,501                                  | 127,915,054                          | 16,484,923                         | 374,572,695 |             |
| 2006    | -   | 740,890                          | 8,399,496 | 2,420,789                                   | 130,326,323                        | 1,629,889                           | 855,740     | 1,742,386         | 39,726,146                           | 24,177,093                         | 3,057,028        | 7,644,111                                  | 123,054,112                          | 16,825,669                         | 360,599,672 |             |
| 2007    | -   | 743,440                          | 6,866,981 | 2,241,324                                   | 130,510,016                        | 1,817,309                           | 793,943     | 1,785,419         | 36,863,041                           | 21,143,730                         | 2,149,309        | 6,783,082                                  | 116,657,512                          | 11,888,912                         | 340,044,018 |             |
| 2007Jan |   | 47,961                           | 578,171   | 148,224                                     | 4,279,496                          | 151,551                             | 29,647      | 148,517           | 2,032,639                            | 1,575,750                          | 303,337          | 680,182                                    | 6,357,229                            | 971,657                            | 17,304,361  |             |
| Feb     |   | 57,018                           | 816,980   | 146,049                                     | 7,751,378                          | 128,305                             | 67,692      | 124,480           | 3,070,003                            | 2,683,753                          | 291,657          | 548,317                                    | 8,695,496                            | 1,234,388                          | 25,615,516  | 42,919,877  |
| Mar     |   | 82,981                           | 821,139   | 224,323                                     | 9,638,932                          | 102,210                             | 68,316      | 158,726           | 4,150,935                            | 2,049,956                          | 208,973          | 776,302                                    | 11,420,878                           | 1,476,008                          | 31,179,679  | 74,099,556  |
| Apr     |   | 69,443                           | 737,449   | 191,299                                     | 11,125,306                         | 165,244                             | 174,453     | 217,369           | 3,412,015                            | 2,004,396                          | 369,698          | 634,352                                    | 11,936,992                           | 1,153,113                          | 32,191,129  | 106,290,685 |
| May     |   | 50,296                           | 620,870   | 154,067                                     | 18,116,969                         | 78,817                              | 110,576     | 122,878           | 3,288,135                            | 1,871,272                          | 160,730          | 584,912                                    | 10,882,220                           | 903,975                            | 36,945,717  | 143,236,402 |
| Jun     |   | 80,197                           | 687,552   | 262,233                                     | 14,402,572                         | 109,627                             | 35,978      | 138,711           | 2,934,363                            | 2,342,598                          | 306,327          | 545,716                                    | 14,208,567                           | 1,073,479                          | 37,127,920  | 180,364,322 |
| Jul     |   | 62,631                           | 629,488   | 205,785                                     | 11,796,527                         | 397,397                             | 58,280      | 215,846           | 2,198,762                            | 2,335,005                          | 99,050           | 574,569                                    | 11,141,769                           | 1,321,495                          | 31,036,604  | 211,400,926 |
| Aug     |   | 50,752                           | 616,758   | 152,191                                     | 12,598,564                         | 142,036                             | 70,764      | 170,448           | 3,130,007                            | 2,499,205                          | 181,856          | 611,907                                    | 9,451,044                            | 1,039,796                          | 30,715,328  | 242,116,254 |
| Sep     |   | 70,949                           | 530,529   | 217,327                                     | 10,180,388                         | 188,742                             | 28,683      | 123,826           | 3,121,904                            | 1,753,203                          | 208,155          | 479,552                                    | 8,475,130                            | 831,805                            | 26,210,193  | 268,326,447 |
| Oct     |   | 67,782                           | 580,752   | 212,433                                     | 13,124,090                         | 143,920                             | 29,227      | 200,978           | 4,052,203                            | 1,770,991                          | 181,461          | 783,452                                    | 9,791,520                            | 1,097,233                          | 32,036,042  | 300,362,489 |
| Nov     |   | 72,732                           | 842,876   | 164,213                                     | 10,125,141                         | 73,791                              | 92,722      | 167,697           | 2,926,239                            | 1,473,078                          | 184,027          | 573,194                                    | 8,954,501                            | 900,069                            | 26,550,280  | 326,912,769 |
| Dec     |   | 80,903                           | 593,685   | 299,780                                     | 8,590,426                          | 112,744                             | 110,690     | 109,305           | 4,516,364                            | 1,700,580                          | 209,264          | 654,754                                    | 11,689,990                           | 1,366,841                          | 30,035,326  | 356,948,095 |
| 2008Jan |   | 56,906                           | 437,976   | 141,451                                     | 7,363,550                          | 110,003                             | 39,868      | 126,188           | 3,273,045                            | 1,458,231                          | 100,755          | 775,597                                    | 9,473,847                            | 1,024,235                          | 24,381,652  |             |
| Feb     |   | 80,849                           | 589,046   | 240,545                                     | 13,086,483                         | 294,988                             | 42,702      | 192,173           | 4,010,004                            | 1,935,171                          | 147,986          | 565,077                                    | 10,651,932                           | 976,871                            | 32,813,827  | 57,195,479  |
| Mar     |   | 59,726                           | 646,226   | 177,372                                     | 15,709,168                         | 94,685                              | 115,006     | 112,935           | 3,004,195                            | 1,758,411                          | 140,487          | 666,043                                    | 11,532,643                           | 1,063,195                          | 35,080,092  | 92,275,571  |
| Apr     |   | 49,957                           | 607,905   | 367,329                                     | 11,466,945                         | 125,899                             | 68,725      | 92,401            | 2,803,420                            | 2,621,703                          | 158,096          | 617,874                                    | 10,295,508                           | 933,984                            | 30,209,746  | 122,485,317 |
| May     |   | 71,769                           | 564,602   | 378,342                                     | 11,905,811                         | 201,821                             | 39,808      | 245,377           | 2,430,906                            | 1,773,152                          | 177,680          | 620,474                                    | 11,461,541                           | 974,986                            | 30,846,269  | 153,331,586 |
| Jun     |   | 68,148                           | 590,576   | 539,797                                     | 10,536,203                         | 87,185                              | 101,885     | 201,240           | 2,080,837                            | 1,540,244                          | 153,866          | 707,238                                    | 10,029,164                           | 1,007,185                          | 27,643,568  | 180,975,154 |
| Jul     |   | 56,492                           | 548,805   | 220,742                                     | 12,379,860                         | 222,450                             | 74,484      | 114,284           | 3,290,745                            | 2,469,781                          | 115,997          | 661,035                                    | 10,563,226                           | 1,296,650                          | 32,014,551  | 212,989,705 |
| Aug     |   |                                  |           |   |                                    |                                     |             |                   |                                      |                                    |                  |  |                                      |                                    |             |             |
| Sep     |   |                                  |           |   |                                    |                                     |             |                   |                                      |                                    |                  |  |                                      |                                    |             |             |
| Oct     |   |                                  |           |   |                                    |                                     |             |                   |                                      |                                    |                  |  |                                      |                                    |             |             |
| Nov     |   |                                  |           |   |                                    |                                     |             |                   |                                      |                                    |                  |  |                                      |                                    |             |             |
| Dec     |   |                                  |           |   |                                    |                                     |             |                   |                                      |                                    |                  |  |                                      |                                    |             |             |

(Source : JAPAN TARIFF ASSOCIATION)



This statistics a revised edition

JAPAN DIE & MOLD INDUSTRY ASSOCIATION

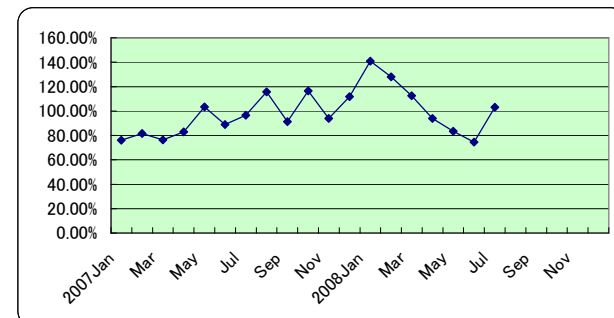
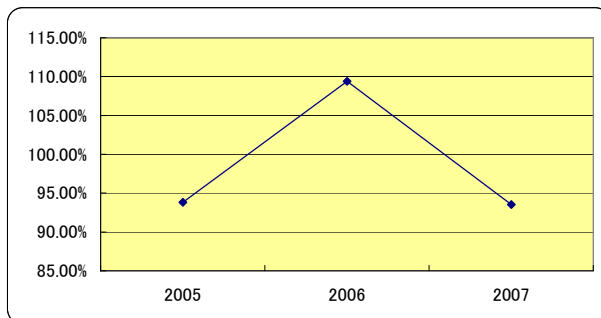
Statistical data of export and import

(Export)

(Unit:%)

|         | Dies for drawing or extruding metal<br>(The following are used) |                                  |         | Tools for pressing,<br>stamping or punching |                                    | Moulding boxes<br>for metal foundry | Mould bases | Moulding patterns | Moulds for metal or metal carbides   |                                    | Moulds for glass | Moulds for<br>mineral mineral<br>materials | Moulds for rubber or plastics        |                                    | Total   |
|---------|---|----------------------------------|---------|---|------------------------------------|-------------------------------------|-------------|-------------------|--------------------------------------|------------------------------------|------------------|--|--------------------------------------|------------------------------------|---------|
|         | Sintered metal<br>carbide or<br>cermets                         | Natural or man-<br>made diamonds | n.e.s.  | Metal carbide<br>cermets                    | Things other than<br>the following |                                     |             |                   | Injection or<br>compression<br>types | Things other than<br>the following |                  |  | Injection or<br>compression<br>types | Things other than<br>the following |         |
| 2005    | -   | 92.16%                           | 93.74%  | 90.98%                                      | 89.61%                             | 135.11%                             | 177.70%     | 95.78%            | 101.53%                              | 113.95%                            | 96.87%           | 101.41%                                    | 92.00%                               | 95.04%                             | 93.80%  |
| 2006    | -   | 96.47%                           | 96.32%  | 72.50%                                      | 114.42%                            | 53.16%                              | 96.19%      | 123.46%           | 101.91%                              | 135.62%                            | 90.92%           | 110.77%                                    | 106.38%                              | 113.60%                            | 109.39% |
| 2007    | -   | 113.04%                          | 95.74%  | 95.77%                                      | 90.25%                             | 96.94%                              | 90.40%      | 117.75%           | 95.33%                               | 103.79%                            | 88.66%           | 99.33%                                     | 96.13%                               | 77.82%                             | 93.54%  |
| 2005    | -   | 94.53%                           | 106.94% | 143.88%                                     | 109.20%                            | 140.57%                             | 114.88%     | 111.95%           | 95.29%                               | 91.13%                             | 84.24%           | 127.24%                                    | 96.86%                               | 106.01%                            | 102.50% |
| 2006    | -   | 96.06%                           | 93.16%  | 71.29%                                      | 106.84%                            | 123.38%                             | 180.86%     | 90.20%            | 112.16%                              | 129.92%                            | 99.23%           | 102.88%                                    | 107.08%                              | 112.49%                            | 107.90% |
| 2007    | -   | 100.34%                          | 81.75%  | 92.59%                                      | 100.14%                            | 111.50%                             | 92.78%      | 102.47%           | 92.79%                               | 87.45%                             | 70.31%           | 88.74%                                     | 94.80%                               | 69.47%                             | 94.30%  |
| 2007Jan |   | 112.07%                          | 120.38% | 80.99%                                      | 49.64%                             | 130.44%                             | 111.25%     | 291.61%           | 104.99%                              | 103.10%                            | 96.61%           | 122.81%                                    | 79.26%                               | 110.97%                            | 76.07%  |
| Feb     |   | 102.15%                          | 95.05%  | 59.87%                                      | 61.37%                             | 94.58%                              | 34.89%      | 140.11%           | 97.02%                               | 179.74%                            | 136.33%          | 75.61%                                     | 84.25%                               | 94.69%                             | 81.49%  |
| Mar     |   | 164.06%                          | 92.10%  | 145.75%                                     | 60.06%                             | 29.10%                              | 114.90%     | 97.93%            | 80.36%                               | 89.41%                             | 77.56%           | 134.02%                                    | 87.61%                               | 79.43%                             | 76.20%  |
| Apr     |   | 129.91%                          | 87.52%  | 96.36%                                      | 72.31%                             | 121.71%                             | 723.21%     | 92.68%            | 100.00%                              | 53.31%                             | 126.00%          | 92.40%                                     | 97.17%                               | 78.39%                             | 83.00%  |
| May     |   | 86.68%                           | 112.59% | 101.15%                                     | 130.80%                            | 241.02%                             | 162.90%     | 68.03%            | 75.37%                               | 97.06%                             | 63.71%           | 85.41%                                     | 87.57%                               | 74.28%                             | 103.30% |
| Jun     |   | 131.18%                          | 99.60%  | 109.69%                                     | 74.77%                             | 70.20%                              | 77.67%      | 203.08%           | 74.28%                               | 118.96%                            | 114.08%          | 96.28%                                     | 109.84%                              | 67.08%                             | 88.79%  |
| Jul     |   | 101.93%                          | 69.40%  | 109.02%                                     | 90.88%                             | 160.44%                             | 281.55%     | 113.63%           | 82.74%                               | 135.43%                            | 37.55%           | 75.12%                                     | 103.48%                              | 96.16%                             | 96.54%  |
| Aug     |   | 56.35%                           | 102.41% | 87.52%                                      | 133.69%                            | 156.09%                             | 146.57%     | 199.68%           | 100.54%                              | 156.18%                            | 84.50%           | 90.53%                                     | 104.62%                              | 73.70%                             | 115.63% |
| Sep     |   | 144.49%                          | 76.23%  | 72.88%                                      | 92.31%                             | 85.69%                              | 10.41%      | 86.95%            | 92.70%                               | 113.16%                            | 82.45%           | 103.93%                                    | 94.53%                               | 58.81%                             | 91.26%  |
| Oct     |   | 116.20%                          | 84.92%  | 144.94%                                     | 132.84%                            | 82.12%                              | 56.44%      | 173.26%           | 124.68%                              | 90.68%                             | 58.76%           | 114.62%                                    | 110.33%                              | 82.02%                             | 116.41% |
| Nov     |   | 141.80%                          | 143.71% | 75.52%                                      | 114.28%                            | 85.34%                              | 198.20%     | 182.24%           | 79.85%                               | 103.98%                            | 96.58%           | 105.15%                                    | 83.56%                               | 50.49%                             | 93.96%  |
| Dec     |   | 115.45%                          | 95.24%  | 103.97%                                     | 108.47%                            | 109.98%                             | 101.75%     | 54.26%            | 166.68%                              | 85.98%                             | 100.57%          | 114.81%                                    | 110.62%                              | 89.02%                             | 111.72% |
| 2008Jan |   | 118.65%                          | 75.75%  | 95.43%                                      | 172.07%                            | 72.58%                              | 134.48%     | 84.97%            | 161.02%                              | 92.54%                             | 33.22%           | 114.03%                                    | 149.02%                              | 105.41%                            | 140.90% |
| Feb     |   | 141.80%                          | 72.10%  | 164.70%                                     | 168.83%                            | 229.91%                             | 63.08%      | 154.38%           | 130.62%                              | 72.11%                             | 50.74%           | 103.06%                                    | 122.50%                              | 79.14%                             | 128.10% |
| Mar     |   | 71.98%                           | 78.70%  | 79.07%                                      | 162.98%                            | 92.64%                              | 168.34%     | 71.15%            | 72.37%                               | 85.78%                             | 67.23%           | 85.80%                                     | 100.98%                              | 72.03%                             | 112.51% |
| Apr     |   | 71.94%                           | 82.43%  | 192.02%                                     | 103.07%                            | 76.19%                              | 39.33%      | 42.51%            | 82.16%                               | 130.80%                            | 42.76%           | 97.40%                                     | 86.25%                               | 81.00%                             | 93.84%  |
| May     |   | 142.69%                          | 90.94%  | 245.57%                                     | 65.72%                             | 256.06%                             | 36.00%      | 199.69%           | 73.93%                               | 94.76%                             | 110.55%          | 106.08%                                    | 105.32%                              | 107.86%                            | 83.49%  |
| Jun     |   | 84.98%                           | 85.90%  | 205.85%                                     | 73.16%                             | 79.53%                              | 283.18%     | 145.08%           | 70.91%                               | 65.75%                             | 50.23%           | 129.60%                                    | 70.59%                               | 93.82%                             | 74.45%  |
| Jul     |   | 90.20%                           | 87.18%  | 107.27%                                     | 104.94%                            | 55.98%                              | 127.80%     | 52.95%            | 149.66%                              | 105.77%                            | 117.11%          | 115.05%                                    | 94.81%                               | 98.12%                             | 103.15% |
| Aug     |   |                                  |         |   |                                    |                                     |             |                   |                                      |                                    |                  |  |                                      |                                    |         |
| Sep     |   |                                  |         |   |                                    |                                     |             |                   |                                      |                                    |                  |  |                                      |                                    |         |
| Oct     |   |                                  |         |   |                                    |                                     |             |                   |                                      |                                    |                  |  |                                      |                                    |         |
| Nov     |   |                                  |         |   |                                    |                                     |             |                   |                                      |                                    |                  |  |                                      |                                    |         |
| Dec     |   |                                  |         |   |                                    |                                     |             |                   |                                      |                                    |                  |  |                                      |                                    |         |

(Source : JAPAN TARIFF ASSOCIATION)



This statistics a revised edition

JAPAN DIE & MOLD INDUSTRY ASSOCIATION